

# Wyoming **Seat Belt Use** Facts

2025 EDITION



# 80.5% SEAT BELT USE



Wyoming's seat belt use rate remains consistently lower than the national average.

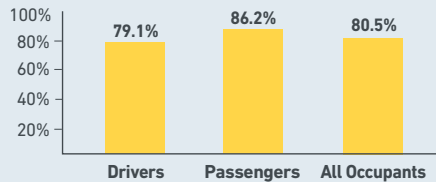
## IF WYOMING PASSED A PRIMARY SEAT BELT LAW, BELT USAGE WOULD LIKELY RISE TO 87%.

### Wyoming deaths per 100 million vehicle miles traveled = 1.51

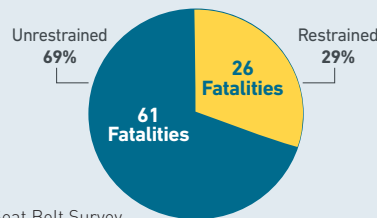
75% of Wyoming's motor vehicle roadway fatalities occur in rural areas.

Source: 2023 IIHS Fatality Facts

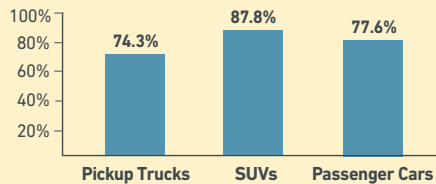
### Seat Belt Use by Occupant Type:



Source: 2025 Wyoming Seat Belt Survey



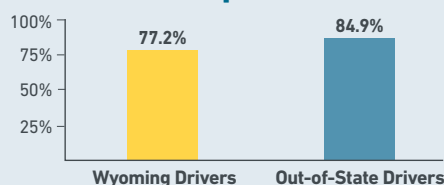
### Occupants Belted by Vehicle Type



In Wyoming, occupants of SUVs use their seat belt more than occupants in pickup trucks and passenger vehicles.

Source: 2025 Wyoming Seat Belt Survey

### Occupant Seat Belt Use by Vehicle Registration



67% of occupants were restrained while driving a vehicle with a Wyoming license plate, compared to 83% of occupants riding in a vehicle with an out-of-state license plate.

Source: 2025 Wyoming Seat Belt Survey

